

QUARTERLY REPORT OF REVENUE AND OTHER RECEIPTS
As at the Quarter Ending March 31, 2024

Department : Department of Labor and Employment (DOLE)
 Agency/Entity : Technical Education and Skills Development Authority
 Region : ALL
 Division : ALL
 Operating Unit : ALL
 Fund Cluster : 01 - Regular Agency Fund

COMMISSION ON
RECORDS AND
DATE: 3/29/24
TIME: 10:29 AM
AUDIT
J. J. J.

(e.g. UACS Fund Cluster: 01-Regular Agency Fund, 02-Foreign Assisted Projects Fund, 03-Special Account-Locally Funded/ Domestic Grants Fund, 04-Special Account-Foreign Assisted/Foreign Grants Fund, 05-Internally Generated Funds, 06-Business Related Funds and 07-Trust Receipts)

| Classification/Sources of Revenue and Other Receipts | UACS Code | REVENUE TARGET (Annual) per BESF | Actual Revenue and Other Receipts Collections | | | | | Cumulative Remittance/Deposits to Date | | | Variance | | Remarks |
|---|------------|----------------------------------|---|-------------|-------------|-------------|----------------------|--|----------------------|----------------------|-----------------------|--------------|---------|
| | | | 1st Quarter | 2nd Quarter | 3rd Quarter | 4th Quarter | Total | Remittance to BTr | Deposited with AGDB | Total | Amount | % | |
| 1 | 2 | 3 | 4 | 5 | 6 | 7 | 8=(4+5+6+7) | 9 | 10 | 11=(9+10) | 12=(8-3) | 13=(12/3) | 14 |
| REGULAR AGENCY FUND | | 22,580,356.85 | 17,390,100.87 | 0.00 | 0.00 | 0.00 | 17,390,100.87 | 2,687,365.46 | 14,705,430.01 | 17,392,795.47 | (5,190,255.98) | -23 % | |
| Revenue Collections | | 21,629,433.85 | 15,451,977.89 | 0.00 | 0.00 | 0.00 | 15,451,977.89 | 1,135,397.69 | 14,320,514.80 | 15,458,912.49 | (6,177,455.96) | -29 % | |
| Cash Revenue | | 11,458,016.05 | 5,191,811.64 | 0.00 | 0.00 | 0.00 | 5,191,811.64 | 566,174.64 | 4,625,097.00 | 5,191,271.64 | (6,266,204.41) | -55 % | |
| Non-Tax | | 11,458,016.05 | 5,191,811.64 | 0.00 | 0.00 | 0.00 | 5,191,811.64 | 566,174.64 | 4,625,097.00 | 5,191,271.64 | (6,266,204.41) | -55 % | |
| Registration Fees | 4020102000 | 673,450.00 | 356,650.00 | 0.00 | 0.00 | 0.00 | 356,650.00 | 356,650.00 | 0.00 | 356,650.00 | (316,800.00) | -47 % | |
| Clearance Fees | 4020104001 | 350.00 | 60.00 | 0.00 | 0.00 | 0.00 | 60.00 | 60.00 | 0.00 | 60.00 | (290.00) | -83 % | |
| Certification Fees | 4020104002 | 73,500.00 | 50,120.00 | 0.00 | 0.00 | 0.00 | 50,120.00 | 50,120.00 | 0.00 | 50,120.00 | (23,380.00) | -32 % | |
| Other Verification and Authentication Fees | 4020111099 | 241,562.00 | 75,265.00 | 0.00 | 0.00 | 0.00 | 75,265.00 | 74,905.00 | 0.00 | 74,905.00 | (166,297.00) | -69 % | |
| Application Fees | 4020113003 | 0.00 | 28,600.00 | 0.00 | 0.00 | 0.00 | 28,600.00 | 28,600.00 | 0.00 | 28,600.00 | 28,600.00 | 0 % | |
| Other Processing Fees | 4020113099 | 302,400.00 | 12,200.00 | 0.00 | 0.00 | 0.00 | 12,200.00 | 12,200.00 | 0.00 | 12,200.00 | (290,200.00) | -96 % | |
| Other Service Income | 4020199099 | 2,193.74 | 0.00 | 0.00 | 0.00 | 0.00 | 0.00 | 0.00 | 0.00 | 0.00 | (2,193.74) | -100 % | |
| Other School Fees | 4020201099 | 4,550.00 | 745.00 | 0.00 | 0.00 | 0.00 | 745.00 | 465.00 | 100.00 | 565.00 | (3,805.00) | -84 % | |
| Examination Fees | 4020203000 | 1,134,062.00 | 757,004.00 | 0.00 | 0.00 | 0.00 | 757,004.00 | 0.00 | 757,004.00 | 757,004.00 | (377,058.00) | -33 % | |
| Seminar/Training Fees | 4020204000 | 8,915,998.31 | 3,826,502.10 | 0.00 | 0.00 | 0.00 | 3,826,502.10 | 0.00 | 3,826,502.10 | 3,826,502.10 | (5,089,496.21) | -57 % | |
| Income from Hostels/Dormitories and other Like facilities | 4020213000 | 17,760.00 | 22,500.00 | 0.00 | 0.00 | 0.00 | 22,500.00 | 0.00 | 22,500.00 | 22,500.00 | 4,740.00 | 27 % | |
| Interest on NG Deposits | 4020221001 | 0.00 | 29,546.85 | 0.00 | 0.00 | 0.00 | 29,546.85 | 29,546.85 | 0.00 | 29,546.85 | 29,546.85 | 0 % | |
| Others | 4020221099 | 10,000.00 | 0.00 | 0.00 | 0.00 | 0.00 | 0.00 | 0.00 | 0.00 | 0.00 | (10,000.00) | -100 % | |
| Other Business Income | 4020299099 | 82,190.00 | 18,990.90 | 0.00 | 0.00 | 0.00 | 18,990.90 | 0.00 | 18,990.90 | 18,990.90 | (63,199.10) | -77 % | |
| Miscellaneous Income | 4060999000 | 0.00 | 13,627.79 | 0.00 | 0.00 | 0.00 | 13,627.79 | 13,627.79 | 0.00 | 13,627.79 | 13,627.79 | 0 % | |
| Cash Receipts | | 10,171,417.80 | 10,260,166.25 | 0.00 | 0.00 | 0.00 | 10,260,166.25 | 569,223.05 | 9,695,417.80 | 10,264,640.85 | 88,748.45 | 1 % | |
| Non-Tax | | 10,171,417.80 | 10,260,166.25 | 0.00 | 0.00 | 0.00 | 10,260,166.25 | 569,223.05 | 9,695,417.80 | 10,264,640.85 | 88,748.45 | 1 % | |
| Registration Fees | 4020102000 | 102,000.00 | 179,755.00 | 0.00 | 0.00 | 0.00 | 179,755.00 | 179,750.00 | 0.00 | 179,750.00 | 77,755.00 | 76 % | |
| Certification Fees | 4020104002 | 22,000.00 | 4,730.00 | 0.00 | 0.00 | 0.00 | 4,730.00 | 4,450.00 | 0.00 | 4,450.00 | (17,270.00) | -79 % | |
| Accreditation Fees | 4020111001 | 0.00 | 8,000.00 | 0.00 | 0.00 | 0.00 | 8,000.00 | 8,000.00 | 0.00 | 8,000.00 | 8,000.00 | 0 % | |
| Other Verification and Authentication Fees | 4020111099 | 0.00 | 6,990.00 | 0.00 | 0.00 | 0.00 | 6,990.00 | 6,870.00 | 0.00 | 6,870.00 | 6,990.00 | 0 % | |
| Other Service Income | 4020199099 | 100,000.00 | 52,270.00 | 0.00 | 0.00 | 0.00 | 52,270.00 | 57,750.00 | 0.00 | 57,750.00 | (47,730.00) | -48 % | |
| Tuition Fees | 4020201001 | 38,875.00 | 38,875.00 | 0.00 | 0.00 | 0.00 | 38,875.00 | 0.00 | 38,875.00 | 38,875.00 | 0.00 | 0 % | |
| Other School Fees | 4020201099 | 2,000.00 | 730.40 | 0.00 | 0.00 | 0.00 | 730.40 | 130.00 | 0.00 | 130.00 | (1,269.60) | -63 % | |


QUARTERLY REPORT OF REVENUE AND OTHER RECEIPTS
As at the Quarter Ending March 31, 2024

Department : Department of Labor and Employment (DOLE)
 Agency/Entity : Technical Education and Skills Development Authority
 Region : ALL
 Division : ALL
 Operating Unit : ALL
 Fund Cluster : 01 - Regular Agency Fund

(e.g. UACS Fund Cluster: 01-Regular Agency Fund, 02-Foreign Assisted Projects Fund, 03-Special Account-Locally Funded/ Domestic Grants Fund, 04-Special Account-Foreign Assisted/Foreign Grants Fund, 05-Internally Generated Funds, 06-Business Related Funds and 07-Trust Receipts)

| Classification/Sources of Revenue and Other Receipts | UACS Code | REVENUE TARGET (Annual) per BESF | Actual Revenue and Other Receipts Collections | | | | | Cumulative Remittance/Deposits to Date | | | Variance | | Remarks |
|---|------------|----------------------------------|---|-------------|-------------|-------------|----------------------|--|----------------------|----------------------|-----------------------|--------------|---------|
| | | | 1st Quarter | 2nd Quarter | 3rd Quarter | 4th Quarter | Total | Remittance to BTr | Deposited with AGDB | Total | Amount | % | |
| 1 | 2 | 3 | 4 | 5 | 6 | 7 | 8=(4+5+6+7) | 9 | 10 | 11=(9+10) | 12=(8-3) | 13=(12/3) | 14 |
| Accounts Receivable | 1030101000 | 0.00 | 334,359.47 | 0.00 | 0.00 | 0.00 | 334,359.47 | 0.00 | 334,359.47 | 334,359.47 | 334,359.47 | 0 % | |
| Advances for Special Disbursing Officer | 1990103000 | 0.00 | 30,537.99 | 0.00 | 0.00 | 0.00 | 30,537.99 | 0.00 | 30,537.99 | 30,537.99 | 30,537.99 | 0 % | |
| Advances to Officers and Employees | 1990104000 | 0.00 | 21,030.31 | 0.00 | 0.00 | 0.00 | 21,030.31 | 1,012.56 | 20,017.75 | 21,030.31 | 21,030.31 | 0 % | |
| Taxes, Duties and Licenses | 5021501001 | 0.00 | 140.00 | 0.00 | 0.00 | 0.00 | 140.00 | 140.00 | 0.00 | 140.00 | 140.00 | 0 % | |
| Not Applicable | | 224,000.00 | 1,360,085.66 | 0.00 | 0.00 | 0.00 | 1,360,085.66 | 1,360,085.66 | 0.00 | 1,360,085.66 | 1,136,085.66 | 507 % | |
| Accounts Receivable | 1030101000 | 0.00 | 1,160,789.38 | 0.00 | 0.00 | 0.00 | 1,160,789.38 | 1,160,789.38 | 0.00 | 1,160,789.38 | 1,160,789.38 | 0 % | |
| Advances to Officers and Employees | 1990104000 | 0.00 | 89,390.29 | 0.00 | 0.00 | 0.00 | 89,390.29 | 89,390.29 | 0.00 | 89,390.29 | 89,390.29 | 0 % | |
| Government Equity | 3010101000 | 0.00 | 85,735.99 | 0.00 | 0.00 | 0.00 | 85,735.99 | 85,735.99 | 0.00 | 85,735.99 | 85,735.99 | 0 % | |
| Income from Hostels/Dormitories and other Like facilities | 4020213000 | 224,000.00 | 24,170.00 | 0.00 | 0.00 | 0.00 | 24,170.00 | 24,170.00 | 0.00 | 24,170.00 | (199,830.00) | -89 % | |
| GRAND TOTAL | | 22,580,356.85 | 17,390,100.87 | 0.00 | 0.00 | 0.00 | 17,390,100.87 | 2,687,365.46 | 14,705,430.01 | 17,392,795.47 | (5,190,255.98) | -23 % | |


Certified Correct:



GARRIEL M. SAUGON
Chief, Accounting Division, FMS

Date:


Recommending Approval:



MA. MAGDALENA P. BUTAD
Director IV, FMS

Date:

Approved By:



VIDAL D. VILLANUEVA III
Officer-in-Charge, TESDA
Deputy Director General, TESDO

Date: